



Deccan Education Society's

FERGUSSON COLLEGE

(AUTONOMOUS)

PUNE - 411 004, MAHARASHTRA, INDIA.



Empowered Autonomous College (Under Savitribai Phule Pune University)

(ID No. PU/PN/AS/002/1885) Recognized with "A" Grade by NAAC (4th Cycle) | AICTE Code: U-1011

UGC Special Heritage Status | UGC - College of Excellence (CE) | DBT - STAR Status

30.03.2024

Circular

End Semester Examination (ESE) April/May 2024

NEP & 2019 Pattern (UG)

Hall Ticket

End Semester Examination (ESE) April/May 2024 under NEP & 2019 Pattern of UG is scheduled from 01.04.2024. The ESE time table is uploaded on the website. **Students must follow the revised time table uploaded on website.**

Students should download their Hall Ticket by logging in to their ERP account. It is mandatory to carry the **printout** of hall ticket and college **Identity Card** in the examination hall without which students may not be allowed to appear for the examination.


Note:

- 1) Students should verify that all subjects allotted to them are printed on hall ticket.

Follow the following steps to download the Hall Ticket.

30/03/2024

Prof. (Dr.) Nandkumar Mandlik
Controller of Examinations

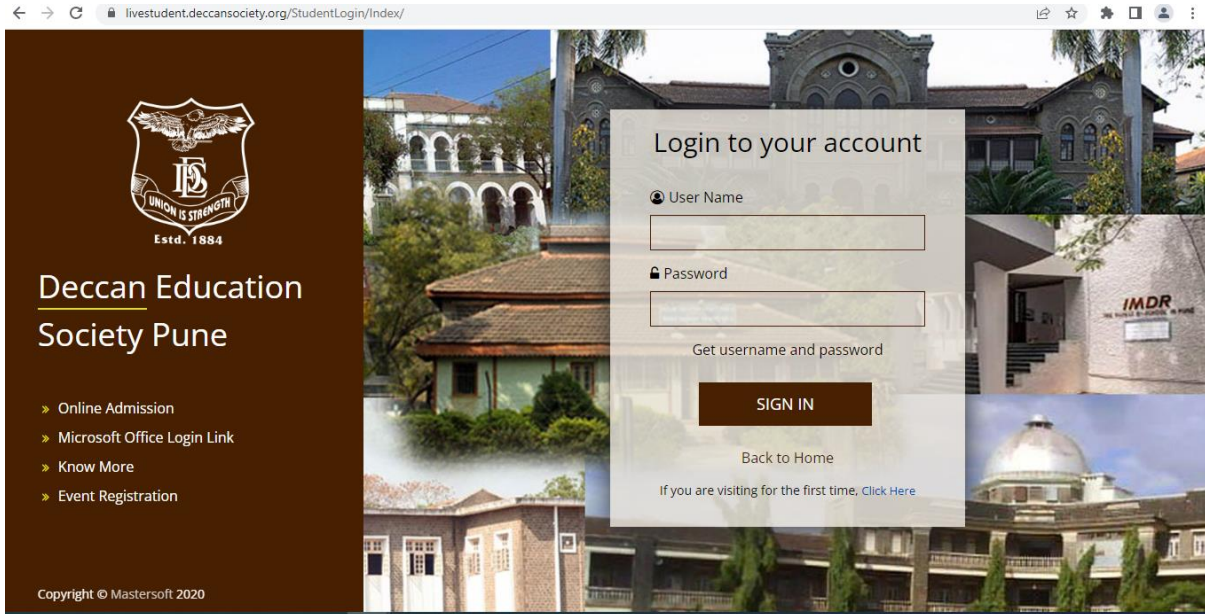


Prof. (Dr.) Nitin Kulkarni

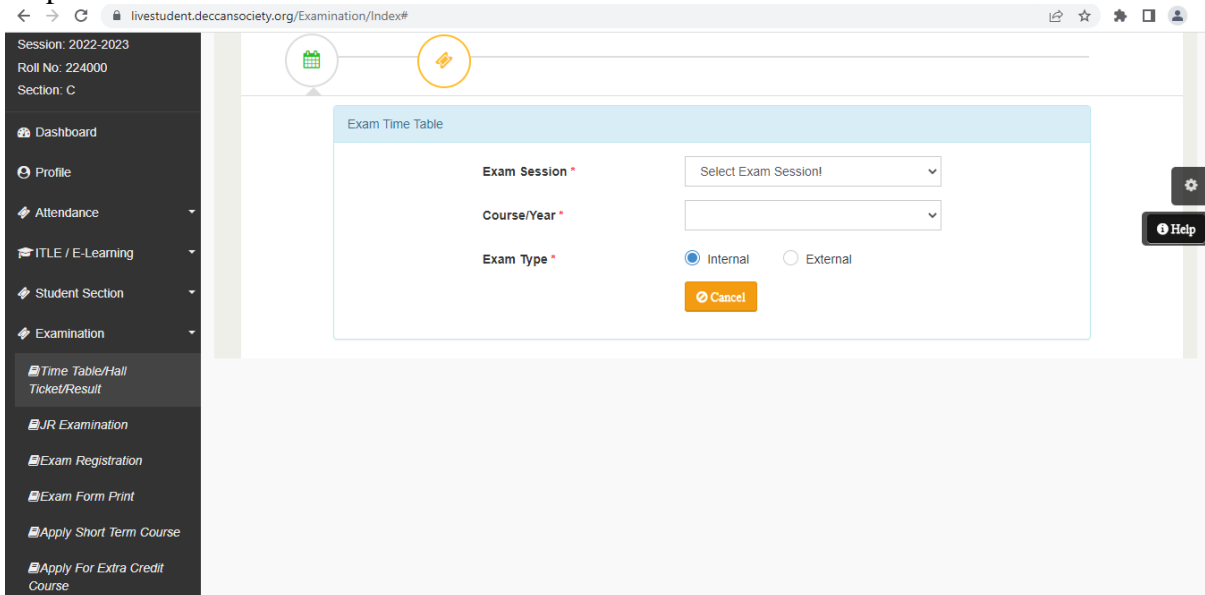
Offg. Principal

Exam Hall Ticket Download Process from Student ERP Login

Step 1. Login To, <https://livestudent.deccansociety.org/>



Step 2. Click On Exam Section and Select Time Table/ Hall Ticket/Result Tab



Step 3. Select Hall Ticket Option

The screenshot shows the 'Exam Time Table' form in a web browser. The browser address bar displays 'livestudent.deccansociety.org/Examination/Index#'. The left sidebar contains a navigation menu with the following items: Dashboard, Profile, Attendance, ITLE / E-Learning, Student Section, Examination, Time Table/Hall Ticket/Result, JR Examination, Exam Registration, Exam Form Print, Apply Short Term Course, and Apply For Extra Credit Course. The main content area features the 'Exam Time Table' form with the following fields: 'Exam Session *' (dropdown menu with 'Select Exam Session!' selected), 'Course/Year *' (dropdown menu), and 'Exam Type *' (radio buttons for 'Internal' and 'External', with 'Internal' selected). A 'Cancel' button is located at the bottom right of the form. A red box highlights the 'Exam Time Table' icon in the top navigation bar.

Step 4. Select Exam Session, Select Basic Course, Select Course, Select Exam Type **External**, Select Format Type **Format 1**

The screenshot shows the 'Exam Hall Ticket' form in the same web browser. The browser address bar displays 'livestudent.deccansociety.org/Examination/Index#'. The left sidebar is identical to the previous screenshot. The main content area features the 'Exam Hall Ticket' form with the following fields: 'Exam Session *' (dropdown menu with 'APRIL - 2023' selected), 'Branch/Basic Course *' (dropdown menu with 'BACHELOR OF SCIENCE' selected), 'Course/Year *' (dropdown menu with 'F.Y.B.SC SEM 2' selected), 'Exam Type *' (radio buttons for 'Internal' and 'External', with 'External' selected and highlighted by a red box), and 'Format Type *' (dropdown menu with 'Format 1' selected). 'Generate Hall Ticket' and 'Cancel' buttons are located at the bottom of the form. A red box highlights the 'Exam Time Table' icon in the top navigation bar.

Prof. (Dr.) Nandkumar Mandlik
Controller of Examinations

Prof. (Dr.) Nitin Kulkarni
Offg. Principal